

emsCharts Gold Release Notes - v5.1.32 - August 28, 2018



emsCharts v5.1.32(Sprint # 31/32)

August 28, 2018

Table of Contents

- emsCharts v5.1.32(Sprint # 31/32)
- August 28, 2018
 - New in This Release
 - New Feature Highlight: Page 8 Procedures
 - Add Vitals Button
 - Vitals, Actions and Procedures: Vital Signs Tab
 - Vitals, Actions and Procedures: Extended Vitals Tab
 - Vitals, Actions and Procedures: Actions and Procedures Tab
 - Preview of Activity Log
 - New Feature Highlight: Calculate Geocoding Mileage
 - New Features
 - Improved in This Release
 - Known Issues
 - PDF Release Notes

New in This Release

New Feature Highlight: Page 8 Procedures

Page 8 has received enhancements to the look, feel, and function of the page. We've employed the use of standard placement of buttons across the header bar, as well as iconography on the "Actions and Procedures" tab; all which allow responsiveness and easy scalability across a variety of screen sizes.

Add Vitals Button

By clicking the "Add Vitals" button from either the header bar menu or P8: Activity Log, you access the "Vitals, Actions and Procedures" window.

A screenshot of the emsCharts software interface. The top navigation bar is yellow and contains the emsCharts logo, a user profile icon, and the text "SALES DEMO SERVICE". Below this is a secondary navigation bar with buttons for "Add Vitals", "Quick Actions", "Log Event", and a menu icon. On the left is a sidebar with a list of patient records, including "P1: Dispatch", "P2: PT, CC, HPI", "P3: Neuro, Airway", "P4: Resp, Cardio", "P5: Secondary Survey", "P6: Labs, Fluids", "P7: Meds, IVs, PTA", "P8: Activity Log", "P9: Misc Forms", "Entire Chart", and "Patient Followup". The main content area is titled "Activity Log" and features a header with three buttons: "Add Vitals", "EKG Import", and "Graph". Below the buttons is an "Activity Log Filter" section and a table of activity log entries. The table has two columns: "Date" and "Event". The entries are as follows:

Date	Event
14:12:40	Date Leave Ref
14:12:40	Date Tx Care
14:12:40	Date Arrive Rec
14:12:40	Date Call Completed
14:12:40	Date Arrived
14:12:40	Date Transported Unit At Scene

Vitals, Actions and Procedures: Vital Signs Tab

The Vital Signs Tab of page 8 allows for the documentation of a patient's vital signs over the duration of a trip. Pain Scales and Pain Quality are included in this tab.

Vitals, Actions and Procedures

Vital Signs Extended Vital Signs Actions and Procedures

Date and Time: 08/17/2018 14:12:40 Protocol: Select an item Vitals Assessed By: Select an item

Vital Signs

Heart Rate: Heart Rate Method: Select an item Systolic Blood Pressure: Diastolic Blood Pressure:

MAP: Respiration: Respiration Effort: Select an item SaO2:

Room Air:

ECG

Rhythm: Select an item Regularity: Select an item ECG Method: Select as many items as apply ECG Type: Select an item

Glasgow Coma Score

GCS - Eyes: Select an item GCS - Verbal: Select an item GCS - Motor: Select an item GCS - Total: 0

Pain Scales

Pain: Select an item

Cries

CANCEL SAVE

Vitals, Actions and Procedures: Extended Vitals Tab

The extended vital signs tab allows for more in depth documentation of a patient's vital signs and appearance.

Vitals, Actions and Procedures

Vital Signs Extended Vital Signs Actions and Procedures

Date and Time: 08/17/2018 14:12:40 Protocol: Select an item Vitals Assessed By: Select an item

Extended Vital Signs

Temperature: Temperature Units: Select an item Temperature Method: Select an item Glucose: ETCO2:

Vitals Comments:






















Vitals, Actions and Procedures: Actions and Procedures Tab

The Actions/Procedures tab allows the user to record all procedures performed on a patient as well as complications from these procedures including procedure and medication-related pertinent negatives.

Vitals, Actions and Procedures

Vital Signs Extended Vital Signs **Actions and Procedures**

Select an Action or Procedure

 Medication	 Titrate	 Intubation	 Airway/Oxygen	 Vascular Access	 Cardiac
 Immobilization	 Medical Consult	 Labs	 Drains	 Ventilator	 Extrication
 Rescue	 Childbirth/OB	 Wound Care	 Critical Care	 Blood Products	 Hospital Notify
 Operations	 PN Procedure	 PN Medication			

Click on the thumbnail images below to view each of the Log pages for Actions and Procedures

The Medication Log form includes fields for Patient ID, Room, and Medication. It features a 'Medication' section with multiple rows for recording drug names, doses, and frequencies. There are also fields for 'Medication Administration' and 'Medication Administration Date'.

Medication Log

The Titrate Log form includes fields for Patient ID, Room, and Medication. It has a 'Titration' section with fields for 'Current Dose', 'Target Dose', and 'Titration Date'. There are also fields for 'Titration Administration' and 'Titration Administration Date'.

Titrate Log

The Intubation Log form includes fields for Patient ID, Room, and Medication. It has a 'Intubation' section with fields for 'Intubation Date', 'Intubation Time', and 'Intubation Location'. There are also fields for 'Intubation Administration' and 'Intubation Administration Date'.

Intubation Log

The Vascular Access Log form includes fields for Patient ID, Room, and Medication. It has a 'Vascular Access' section with fields for 'Vascular Access Date', 'Vascular Access Time', and 'Vascular Access Location'. There are also fields for 'Vascular Access Administration' and 'Vascular Access Administration Date'.

Vascular Access Log

The Cardiac Log form includes fields for Patient ID, Room, and Medication. It has a 'Cardiac' section with fields for 'Cardiac Date', 'Cardiac Time', and 'Cardiac Location'. There are also fields for 'Cardiac Administration' and 'Cardiac Administration Date'.

Cardiac Log

The Immobilization Log form includes fields for Patient ID, Room, and Medication. It has an 'Immobilization' section with fields for 'Immobilization Date', 'Immobilization Time', and 'Immobilization Location'. There are also fields for 'Immobilization Administration' and 'Immobilization Administration Date'.

Immobilization Log

The Labs Log form includes fields for Patient ID, Room, and Medication. It has a 'Labs' section with fields for 'Labs Date', 'Labs Time', and 'Labs Location'. There are also fields for 'Labs Administration' and 'Labs Administration Date'.

Labs Log

The Drains Log form includes fields for Patient ID, Room, and Medication. It has a 'Drains' section with fields for 'Drains Date', 'Drains Time', and 'Drains Location'. There are also fields for 'Drains Administration' and 'Drains Administration Date'.

Drains Log

The Ventilator Log form includes fields for Patient ID, Room, and Medication. It has a 'Ventilator' section with fields for 'Ventilator Date', 'Ventilator Time', and 'Ventilator Location'. There are also fields for 'Ventilator Administration' and 'Ventilator Administration Date'.

Ventilator Log

The Rescue Log form includes fields for Patient ID, Room, and Medication. It has a 'Rescue' section with fields for 'Rescue Date', 'Rescue Time', and 'Rescue Location'. There are also fields for 'Rescue Administration' and 'Rescue Administration Date'.

Rescue Log

The Childbirth/OB Log form includes fields for Patient ID, Room, and Medication. It has a 'Childbirth/OB' section with fields for 'Childbirth/OB Date', 'Childbirth/OB Time', and 'Childbirth/OB Location'. There are also fields for 'Childbirth/OB Administration' and 'Childbirth/OB Administration Date'.

Childbirth/OB Log

The Wound Care Log form includes fields for Patient ID, Room, and Medication. It has a 'Wound Care' section with fields for 'Wound Care Date', 'Wound Care Time', and 'Wound Care Location'. There are also fields for 'Wound Care Administration' and 'Wound Care Administration Date'.

Wound Care Log

The Blood Products Administration form includes fields for Patient ID, Room, and Medication. It has a 'Blood Products Administration' section with fields for 'Blood Products Administration Date', 'Blood Products Administration Time', and 'Blood Products Administration Location'. There are also fields for 'Blood Products Administration Administration' and 'Blood Products Administration Administration Date'.

Blood Products Administration

The Hospital Notify Log form includes fields for Patient ID, Room, and Medication. It has a 'Hospital Notify' section with fields for 'Hospital Notify Date', 'Hospital Notify Time', and 'Hospital Notify Location'. There are also fields for 'Hospital Notify Administration' and 'Hospital Notify Administration Date'.

Hospital Notify Log

The Operations Log form includes fields for Patient ID, Room, and Medication. It has an 'Operations' section with fields for 'Operations Date', 'Operations Time', and 'Operations Location'. There are also fields for 'Operations Administration' and 'Operations Administration Date'.

Operations Log

PN Medication

Preview of Activity Log

The screenshot shows the emsCharts interface with a sidebar on the left containing navigation options like Patient Records, P1: Dispatch, Patient, P2: PT, CC, HPI, P3: Neuro, Airway, P4: Resp, Cardio, P5: Secondary Survey, P6: Labs, Fluids, P7: Meds, IVs, PTA, P8: Activity Log (selected), P9: Misc Forms, Entire Chart, and Patient Followup. The main area displays a list of activity log entries for patient 47658642.

Category	Time	Vitals	Notes	
VITALS	22:10	Heart Rate: 63 Electric Monitor - Cardiac	Blood Pressure: 119/79 Resp Rate: 32 Tachypnea SaO2: 98 GCS: 3/4/6 Pain: 0	
Patient resting comfortably. Ongoing assessment continued.				
VITALS	22:16	Heart Rate: 78 Electric Monitor - Cardiac	Blood Pressure: 112/64 Resp Rate: 27 Tachypnea SaO2: 98 GCS: 3/4/6 Pain: 4 Temperature: 24.4C	
Patient resting comfortably. Ongoing assessment continued.				
MEDICATION	22:20	Heart Rate: 64 Electric Monitor - Cardiac	Blood Pressure: 127/86 Resp Rate: 27 Tachypnea SaO2: 98 GCS: 3/4/6 Pain: 7	
Fentanyl Patient resting comfortably. Ongoing assessment continued. Fentanyl, 70 MCG via IV - Push, concentration: 50mcg/mL, given by Robert Vesco. Complication: None. Authorization: Via Protocol. Pt. Response: Unchanged.				
LABS	22:20			
MEDICATION	22:25	Heart Rate: 66 Electric Monitor - Cardiac	Blood Pressure: 129/87 Resp Rate: 22 Normal SaO2: 98 GCS: 3/4/6 Pain: 2	
Pulse ox displaced, replacing it on a different finger.				
MEDICATION	22:30	Heart Rate: 74 Electric Monitor - Cardiac	Blood Pressure: 129/87 Resp Rate: 22 Normal SaO2: 98 GCS: 3/4/6 Pain: 2 Temperature: 25.2C	
Erroneous blood pressure reading. Recycling cuff				

New Feature Highlight: Calculate Geocoding Mileage

In both Gold and Legacy emsCharts, we've added the ability to calculate distance via the Google API when selecting a referring and receiving geocoded hospital.

Now, users in both Legacy emsCharts and Gold, whose services subscribe to the Geocoding module, can Calculate mileage and enter it directly into the Mileage section of Page 1.

"...providers and suppliers are responsible for ensuring that they have the necessary equipment to measure fractional mileage to the tenth of a mile, and ensuring that onboard vehicle gauges measuring trip mileage are in working order... Tools that may be used to measure trip mileage include, but are not limited to: Digital or analog odometers, trip odometers, GPS navigation, onboard trip computers or navigation systems." - Fed. Reg. 228 at p. 73480

Mileage

Loaded: Total:

[Calculate GEOcoding Mileage](#)

Fastest Route:

Shortest Route:

[Route](#)

powered by Google

"...providers and suppliers are responsible for ensuring that they have the necessary equipment to measure fractional mileage to the tenth of a mile, and ensuring that onboard vehicle gauges measuring trip mileage are in working order... Tools that may be used to measure trip mileage include, but are not limited to: Digital or analog odometers, trip odometers, GPS navigation, onboard trip computers or navigation systems." - Fed. Reg. 228 at p. 73480

Clicking on the "Calculate GEOcoding Mileage" button invoke Fastest Route or Shortest Route via Google Maps.

[Calculate GEOcoding Mileage](#)

Fastest Route:

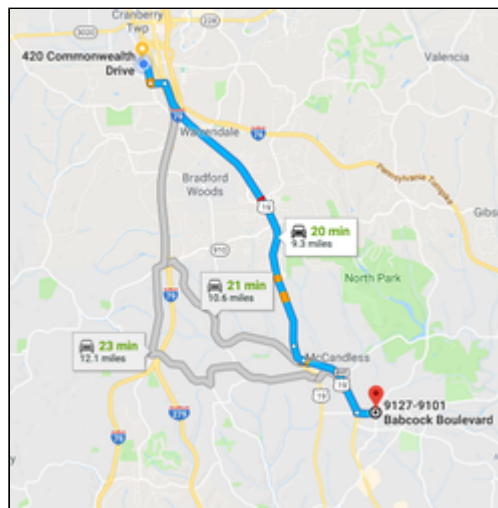
Shortest Route:

[Route](#)

powered by Google

"...providers and suppliers are responsible for ensuring that they have the necessary equipment to measure fractional mileage to the tenth of a mile, and ensuring that onboard vehicle gauges measuring trip mileage are in working order... Tools that may be used to measure trip mileage include, but are not limited to: Digital or analog odometers, trip odometers, GPS navigation, onboard trip computers or navigation systems." - Fed. Reg. 228 at p. 73480

If you click on the "Route" link, it displays the mapped route via Google Maps.



Mapped Route shown via Google Maps

[Calculate GEOcoding Mileage](#)

Fastest Route:

Shortest Route:

[Route](#)

powered by Google

"...providers and suppliers are responsible for ensuring that they have the necessary equipment to measure fractional mileage to the tenth of a mile, and ensuring that onboard vehicle gauges measuring trip mileage are in working order... Tools that may be used to measure trip mileage include, but are not limited to: Digital or analog odometers, trip odometers, GPS navigation, onboard trip computers or navigation systems." - Fed. Reg. 228 at p. 73480

Mileage

Loaded: Total:

[Calculate GEOcoding Mileage](#)

"...providers and suppliers are responsible for ensuring that they have the necessary equipment to measure fractional mileage to the tenth of a mile, and ensuring that onboard vehicle gauges measuring trip mileage are in working order... Tools that may be used to measure trip mileage include, but are not limited to: Digital or analog odometers, trip odometers, GPS navigation, onboard trip computers or navigation systems." - Fed. Reg. 228 at p. 73480

Clicking "Select" (left image) enters the mileage into the "Loac

New Features

The following features have been added in this release:

Key	Summary	Release Notes
EMC-5560	Non-PCR Sidebar	Applied new Header and Sidebar enhancements to HL7 pages.
EMC-5527	Patient Page - Prior Authorization Payor - Convert To Pick List	The "Prior Authorization Payer:" on the patient page is now a select box and no longer a free text field.
EMC-5526	Patient Page - Insurance Priority - Needs To Be Displayed	Added 'Priority' column under the insurance information to the user interface.
EMC-4975	Custom Reporting - Add Pertinent Negatives	Added Pertinent Negatives to the Custom Reporting module as a Category.
EMC-4894	(GOLD) Change Layout for calculating mileage returned from Google routing	Added the ability to calculate distance via Google API when selecting a referring and receiving geocoded hospital.

Improved in This Release

The following issues have been addressed and resolved in this release:

Key	Summary	Release Notes
EMC-5592	(Gold) Geocode - Actual Odometer Recordings Always Determines Loaded Mileage	Calculation from actual odometer readings will always determine the Loaded Mileage, even if post the entering the odometer readings the end user chooses to use the Geocode button.
EMC-5266	All Pages - Missing The Defaults Button	Fix to resolve an issue with the "Defaults" button not being displayed on pages 2-5
EMC-5261	All Pages - Multi Select Fields - Not Explicit	Fixed to resolve an issue with Multi Select fields not being explicit.
EMC-5505	Bullet Points Visible in New Duty Roster	Removed bullet points from the list items on new duty roster.
EMC-5291	CAD Import - No Import Button	Fixed to resolve an issue with the CAD Import not displaying the "Import" Button in Internet Explorer.
EMC-5722	Custom Form Names - Not Outputting On Reports When Source is Gold	Fixed bug that prevented web signed Custom Signatures from appearing in custom reports
EMC-5720	Data Validation - Several Fields Not Having Red Outline	Fix bug that prevented the highlight of referring county.
EMC-4888	Gold - Blackout Patient Records Search for QA	Added Blackout functionality to block out patient names on the Patient Record Search.
EMC-5402	Gold - NEMSIS Custom Elements Hotfix	Fix to resolve the saving of NEMSIS v3 Custom Elements on Page 9 for the State of New York.
EMC-5439	Gold - PTA Lab Query Bug	Fixed bug on Page 6 labs, that also showed on Page 8 labs in some instances.
EMC-5441	Gold - Regenerate NEMSIS v3 After Chart Attachments Added	Adding/Removing attachments at a latter QA level will regenerate the NEMSIS record if one exists.
EMC-5571	Hotfix - HL7 Face Sheet	Fixed 'ER Stay' calculation on HL7 Face Sheet (Gold).
EMC-5523	Legacy - Blackout Patient Records Search for QA	Added 'Blackout' functionality to block out patient names on the Patient Record Search.
EMC-4967	P1 - Destination Basis Not Saving	Fixed to resolve the issue of Destination Basis not saving.
EMC-5252	P1 - Geo Code - Does Not Display When Uploaded From Tablet	Fixed to resolve an issue when uploading a chart from tablet to web with Geo Coded locations and the Geo Code not displaying in the web version.

EMC-5265	P1 - Odometer - Not Passing Custom Validations	Fix to resolve an issue with Odometer fields not passing custom validation rules.
EMC-5288	P1 - Referring Location - Zip - Not Passing Custom Validation	Fixed to resolve and issue with the Referring Location Zip Not passing Custom Validation Action.
EMC-5251	P1 - Referring/Receiving - Not Displaying After Saving	Fixed to resolve issue with Receiving and Referring Location not Displaying post Save when the Type of Service is set to Interfacility
EMC-5260	P2 - Factors Affecting Care - Not Passing Custom Validation	Fixed to resolve an issue with Multiselect fields, including P2 Factors Affecting Care not passing custom validation.
EMC-5175	P3 - Was Patient Immobilized: - Does Not Save	Fixed immobilization bug on page 3.
EMC-5237	P5 - Burns - Not Saving Rule of Nines Value	Fixed to resolve an issue with the Rule of Nines not saving values.
EMC-5723	P9 - Misc Forms - V3 Custome Elements - Not Displaying "Completed-OK"	Added a redirect to page 9 when clicking save when editing the "state v3 custom Elements" form.
EMC-5474	PCR Search: Fix layout	Fixed PCR search page layout for Hospital logins
EMC-5541	Patient Page - Common Patient City lookup	Fixed issue with zip lookup on the patient page.
EMC-5712	Patient Page - Patient Information Card - MOLST Field Resizes Post Delete and Re Add	For NY-ML services only, adjusted MOLST field to be full width of the card.
EMC-5713	Patient Page - Pertinent Negatives Does Not Exist For PMHx Or Medications	Fixed pertinent negatives on the Patient medical history and current allergies section of the patient page.
EMC-5721	Patient Page - Relationship Section - Age Does Not Auto-Calculate	Fixed bug where entering the patient relationship DOB affected the patient patient age instead of the relationship age
EMC-5250	QA - Double Blind - Patient Name in New Header Bar Not Being Blinded	Fixed to resolve an error when the QA Level is set to Double Blind.
EMC-5486	QA Search - Fix UI	Applied New Header and Sidebar enhancement to the QA Pages
EMC-5487	RD Search: Fix UI	Updated UI for Remote Downloader search page.
EMC-5139	User Roster State License Dates Not Saving	Fixed dates not saving under user licenses.

Known Issues

The following issues have already been identified and will be addressed in a future release:

- The New Vitals/Procedure page encounters an issue when opening the Vitals modal in IE only, it Takes longer than normal and the status window, to let the user know that it is processing, is not being displayed.
- Not able to Delete Procedures in IE only.

PDF Release Notes



TKB-emsChartsG...80818-0215.pdf


emsCharts

 866.647.8282

 sales@emsCharts.com



Golden Hour

 858.768.2500

 sales@GoldenHour.com